

#RegionXYouthToday

RISK BEHAVIOR OF YOUNG PEOPLE IN NORTHERN MINDANAO

PART 1



University of the Philippines Population Institute and
the Demographic Research & Development Foundation,
Inc.

OUTLINE

Part 1

- Demography of the Filipino youth
- The 2013 YAFS Study
- Background characteristics/ media exposure of the youth
- Health and Lifestyle
- Nonsexual risk behaviors
- Summary

Part 2

- Sex and media
- Sexual activities
- Sources of information about sex and reproduction
- Teenage fertility
- Knowledge of HIVs/STDs
- Summary and conclusions

#YAFS4

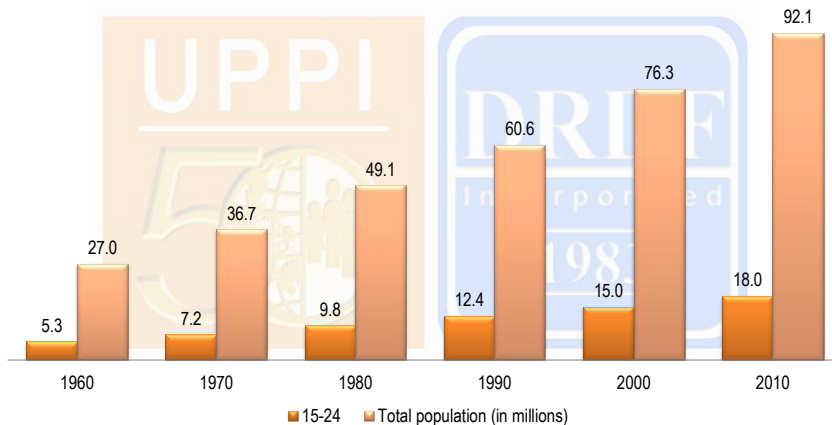
Demographic Research & Development Foundation • University of the Philippines Population Institute



What is the size of the population 15-24?

- In 2013, there were **19.3 M** youth in the Philippines
- Of these, **10.3 M** were aged 15-19
9.0 M were aged 20-24

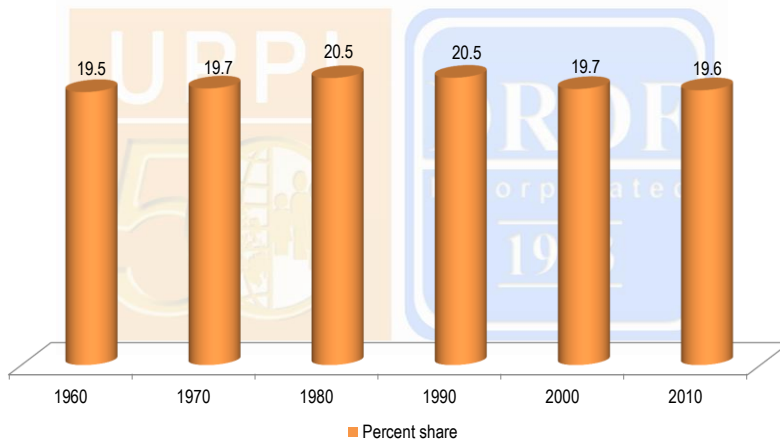
The size of the youth population has been increasing, as has the total household population of the Philippines.



#YAFS4

Demographic Research & Development Foundation • University of the Philippines Population Institute

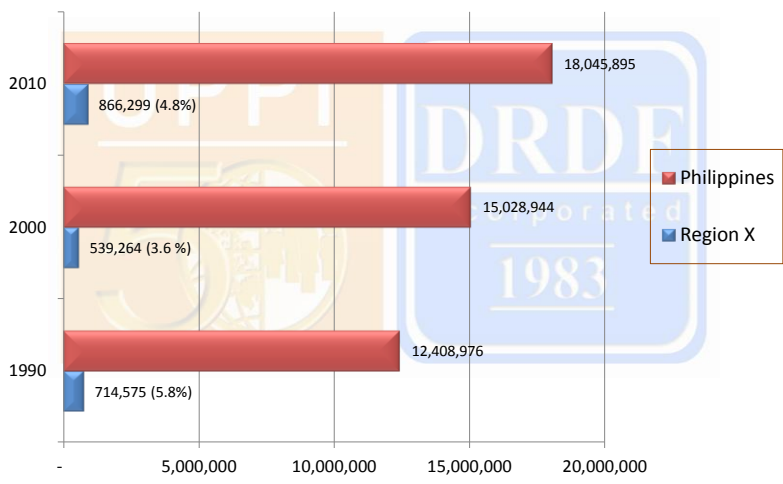
While the size of the youth population 15-24 is increasing, its percent share of the total population has remained more or less stable at 20 percent.



#YAFS4

Demographic Research & Development Foundation • University of the Philippines Population Institute

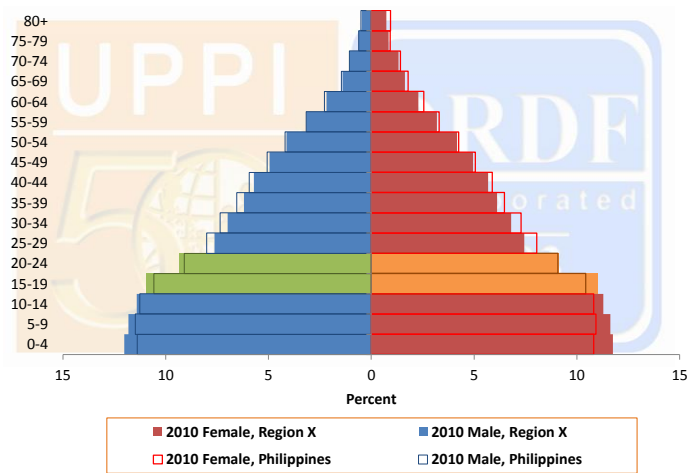
Number and percent of youth population: Philippines and Region X



#YAFS4

Demographic Research & Development Foundation • University of the Philippines Population Institute

Age-sex structure of the Philippines and Region X populations, 2010



#YAFS4

Demographic Research & Development Foundation • University of the Philippines Population Institute




General objective of YAFS4

- To provide updated information on a broad framework of adolescent sexuality and reproductive health issues, their antecedents, and manifestations that will be useful in the design of interventions to safeguard the health and welfare of Filipino adolescents.

Predecessor surveys

**1982 YAFS
(YAFS 1)**



**1994 YAFS
(YAFS 2)**

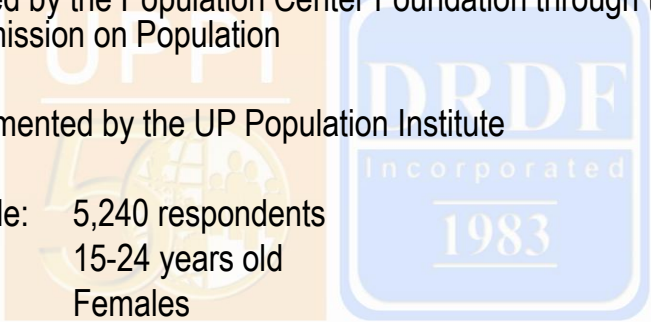
**2002 YAFS
(YAFS 3)**



Demographic Research & Development Foundation • University of the Philippines Population Institute **#YAFS4**

1982 Young Adult Fertility Study (YAFS1)

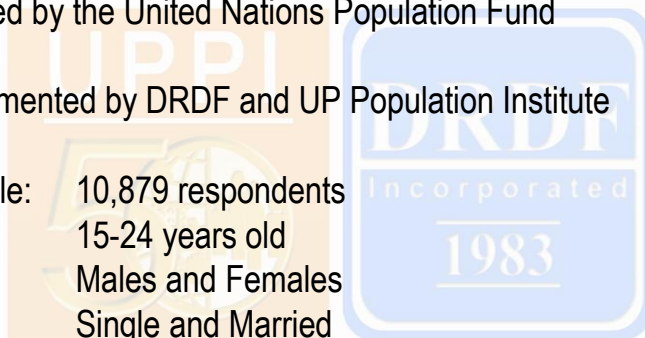
- Funded by the Population Center Foundation through the Commission on Population
- Implemented by the UP Population Institute
- Sample: 5,240 respondents
15-24 years old
Females
Single and Married
Nationally representative (excluding Muslim region)



Demographic Research & Development Foundation • University of the Philippines Population Institute **#YAFS4**

1994 Young Adult Fertility & Sexuality Study (YAFS2)

- Funded by the United Nations Population Fund
- Implemented by DRDF and UP Population Institute
- Sample: 10,879 respondents
15-24 years old
Males and Females
Single and Married
Nationally representative (excluding Muslim region)

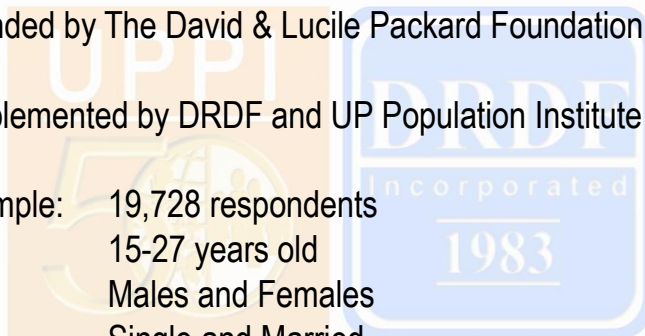


#YAFS4

Demographic Research & Development Foundation • University of the Philippines Population Institute

2002 Young Adult Fertility & Sexuality Study (YAFS3)

- Funded by The David & Lucile Packard Foundation
- Implemented by DRDF and UP Population Institute
- Sample: 19,728 respondents
15-27 years old
Males and Females
Single and Married
Nationally representative
1st regional sample of Muslim youth



#YAFS4

Demographic Research & Development Foundation • University of the Philippines Population Institute

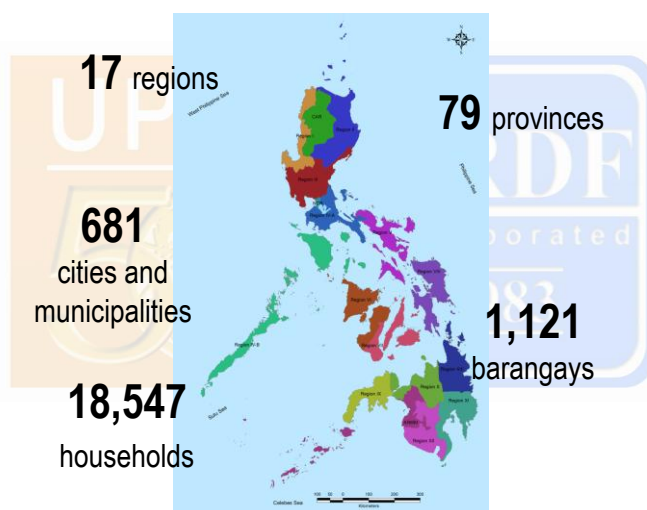
2013 Young Adult Fertility & Sexuality Study (YAFS4)

- Funded by The Australian Government, UNFPA, DOH and PCHRD
- Implemented by DRDF and UP Population Institute
- Sample: 19,178 respondents
15-24 years old
Males and Females
Single and Married
Nationally representative (including Muslim youth)

#YAFS4

Demographic Research & Development Foundation • University of the Philippines Population Institute

Coverage of YAFS4



#YAFS4

Demographic Research & Development Foundation • University of the Philippines Population Institute

Study instruments

A total of 10 survey instruments:

- *Household Form*
- *8 questionnaires for the youth respondents*
 - *Main Questionnaires*
 - Singe Female and Married Female
 - Single Male and Married Male
 - *Muslim Questionnaires*
 - Singe Female and Married Female
 - Single Male and Married Male
- *Community Form*

#YAFS4

Demographic Research & Development Foundation • University of the Philippines Population Institute

Main Questionnaire contents

- Block A Individual Characteristics
- Block B Family Characteristics and Relationships
- Block C Self-esteem and Values
- Block D School, Work and Community
- Block E Media
- Block F Friends and Peers
- Block G Health and Lifestyle (NEWLY ADDED)

#YAFS4

Demographic Research & Development Foundation • University of the Philippines Population Institute

Main Questionnaire contents

| | |
|---------|--|
| Block H | Marriage |
| Block I | Puberty, Dating and Sex |
| Block J | Fertility and Contraception |
| Block K | Knowledge and Attitude towards Marriage, Sex and Related Issues |
| Block L | Reproductive Health |

#YAFS4

Demographic Research & Development Foundation • University of the Philippines Population Institute

Survey design

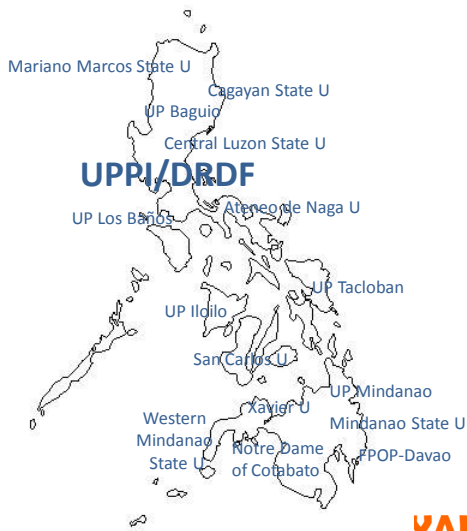

- Sampling domain: Region
- Sample size per region: About 1,000 respondents
- Sampling design:
 - Multistage, stratified random sampling;
 - In each region, barangays were stratified into S, M, L with the size of the youth population as the stratification variable;
 - Within each stratum, barangays were selected with probability proportional to the population size;
 - In each barangay, 15 HHs were selected using systematic random sampling;
 - All eligible members of the sample household (15-24 years old) were interviewed.

#YAFS4

Demographic Research & Development Foundation • University of the Philippines Population Institute

Field implementation

Regional network of research and academic institutions were involved in the YAFS4 survey.

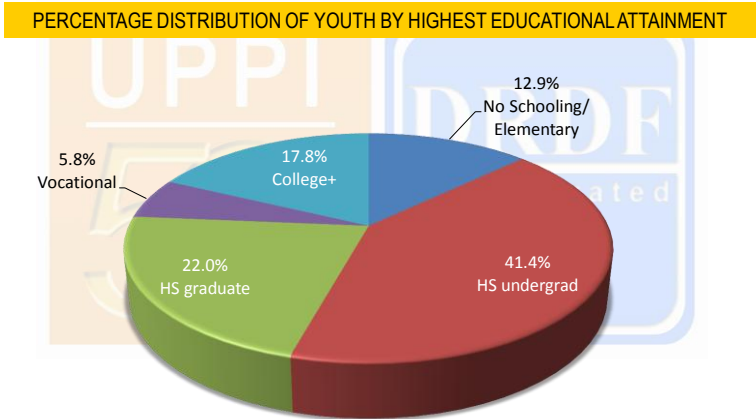


YAFS4

Demographic Research & Development Foundation • University of the Philippines Population Institute

A graphic featuring the UPPI and DRDF logos in the background. In the foreground, there is a dark blue rounded rectangle containing the text '#RegionXProfile' in large yellow font, with 'BACKGROUND CHARACTERISTICS' in white font below it. The graphic is set against a background of orange and yellow geometric shapes.

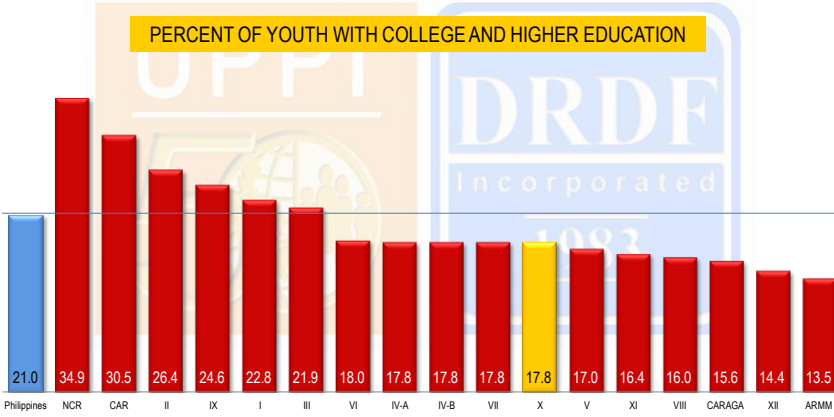
Education profile of Region X youth



#YAFS4

Demographic Research & Development Foundation • University of the Philippines Population Institute

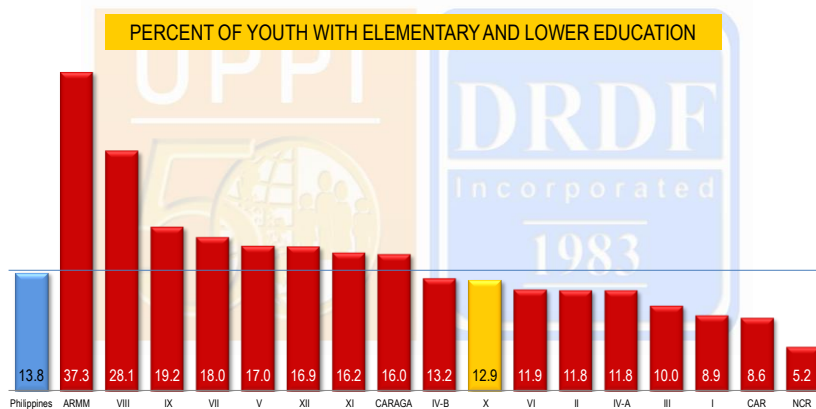
Below-average proportion of youth who have college and higher education



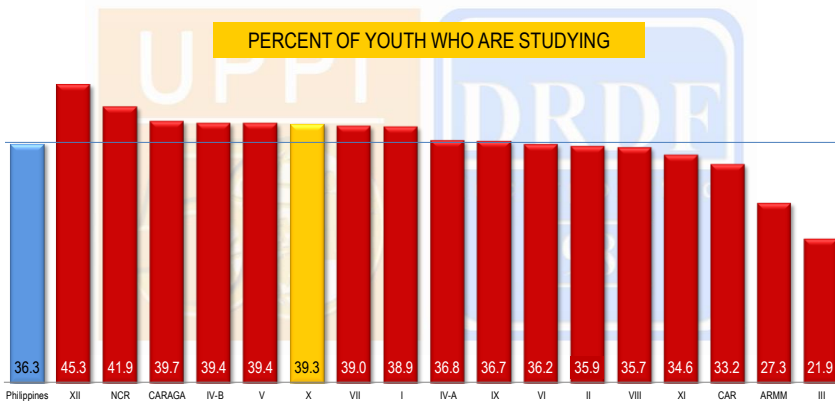
#YAFS4

Demographic Research & Development Foundation • University of the Philippines Population Institute

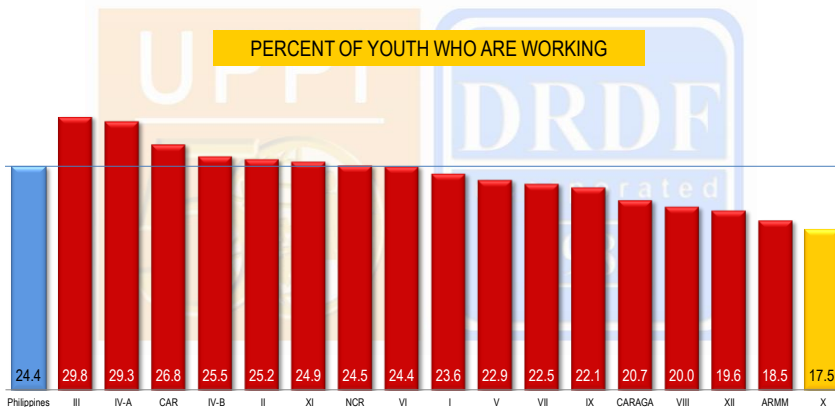
Relatively small proportion of youth with elementary and lower education



2 in 5 youth are studying



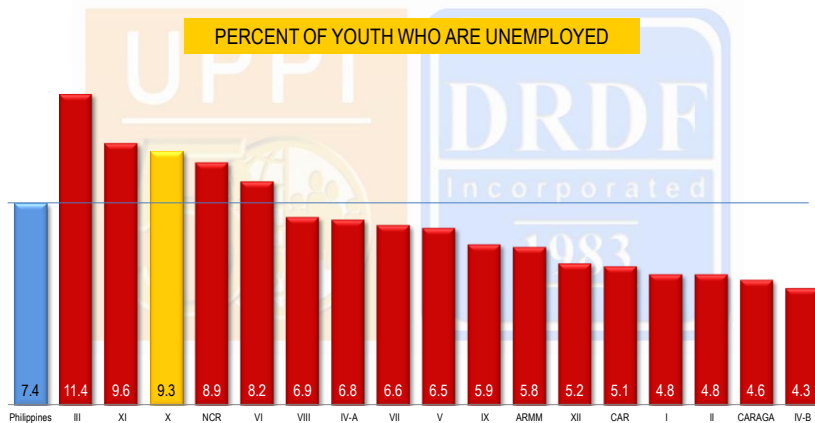
Region X has the lowest proportion of working youth



#YAFS4

Demographic Research & Development Foundation • University of the Philippines Population Institute

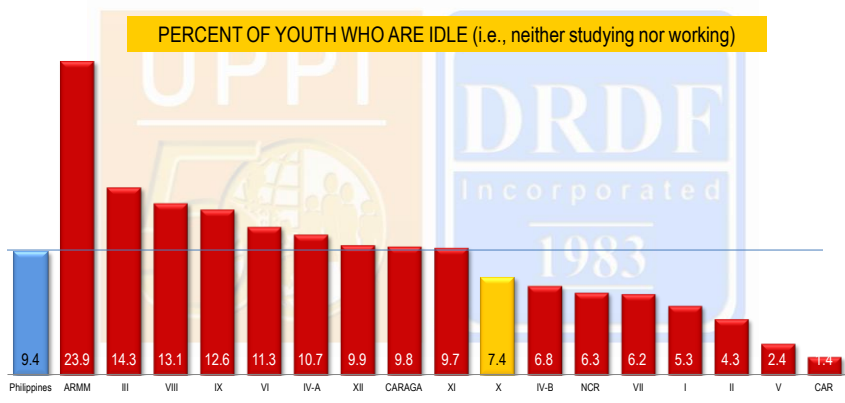
Region X ranks 3rd in unemployment among the youth



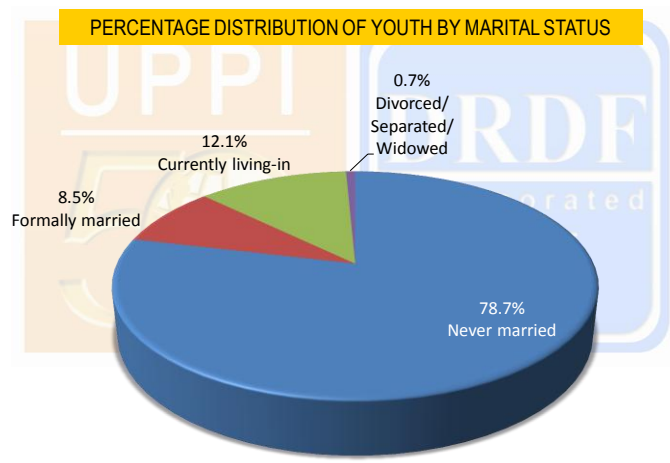
#YAFS4

Demographic Research & Development Foundation • University of the Philippines Population Institute

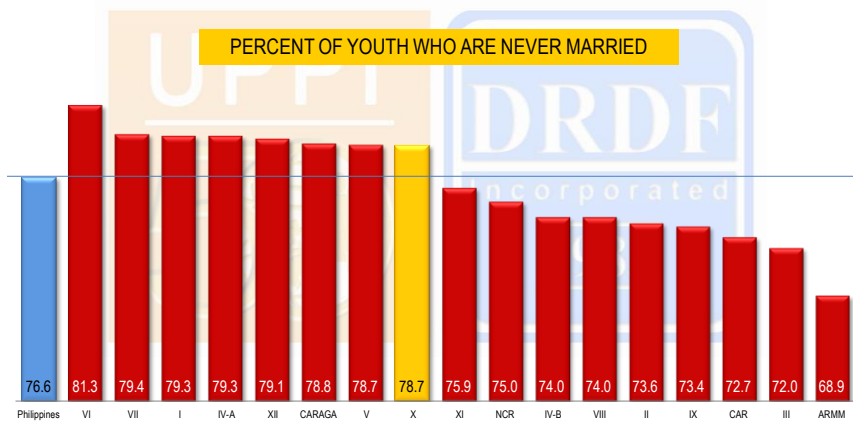
7 in 100 youth are idle



Marital status of Region X youth



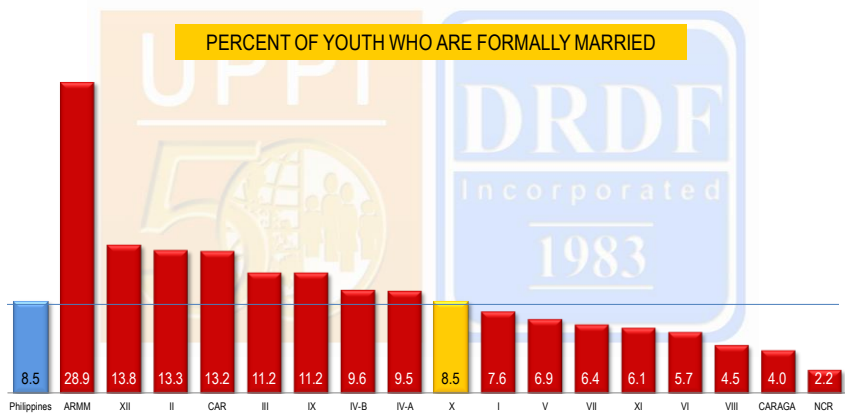
More than 3 out of 4 youth are never married



#YAFS4

Demographic Research & Development Foundation • University of the Philippines Population Institute

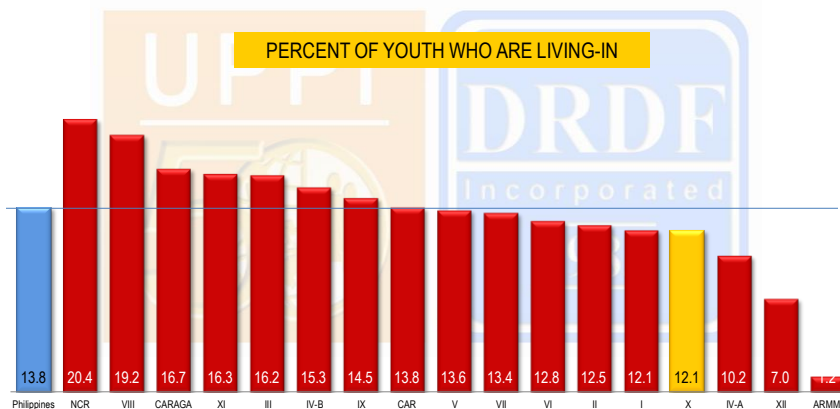
Proportion of youth who are formally married is the same as the national's



#YAFS4

Demographic Research & Development Foundation • University of the Philippines Population Institute

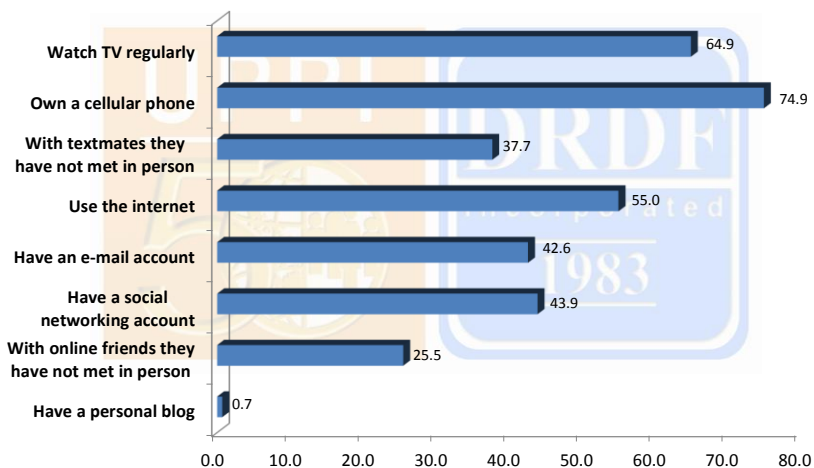
4th smallest proportion of youth who are living-in



#YAFS4

Demographic Research & Development Foundation • University of the Philippines Population Institute

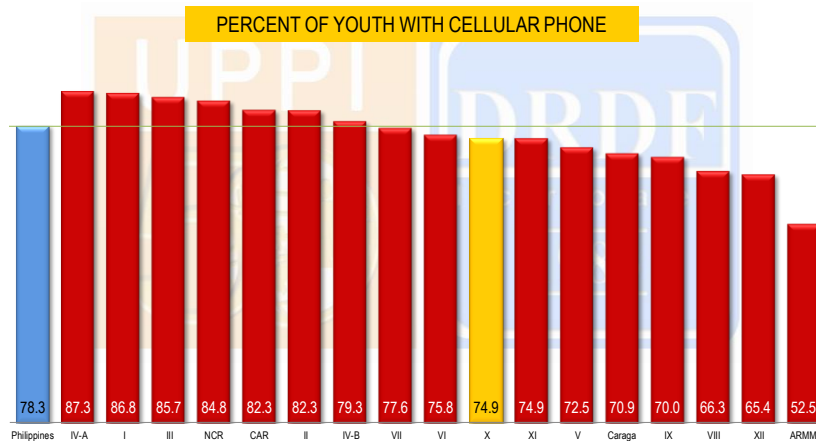
Region X youth are highly mobile



#YAFS4

Demographic Research & Development Foundation • University of the Philippines Population Institute

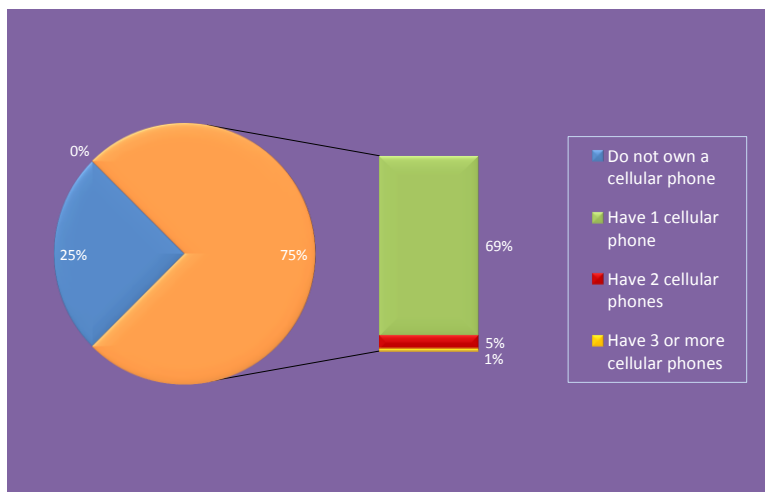
3 in 4 Region X youth own a cellular phone



#YAFS4

Demographic Research & Development Foundation • University of the Philippines Population Institute

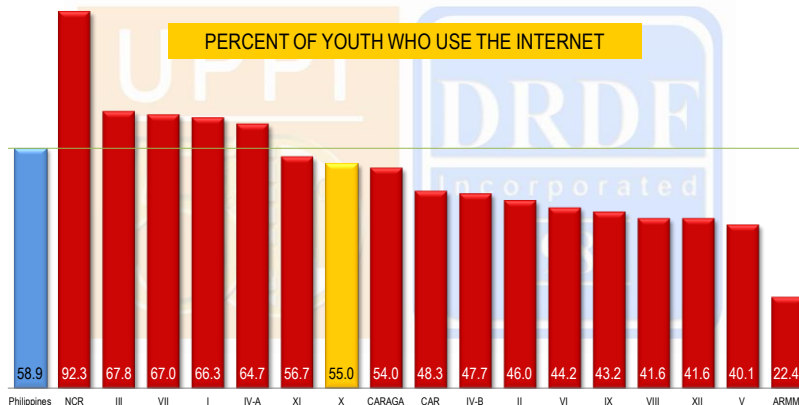
3 in 4 youth own a cellular phone



#YAFS4

Demographic Research & Development Foundation • University of the Philippines Population Institute

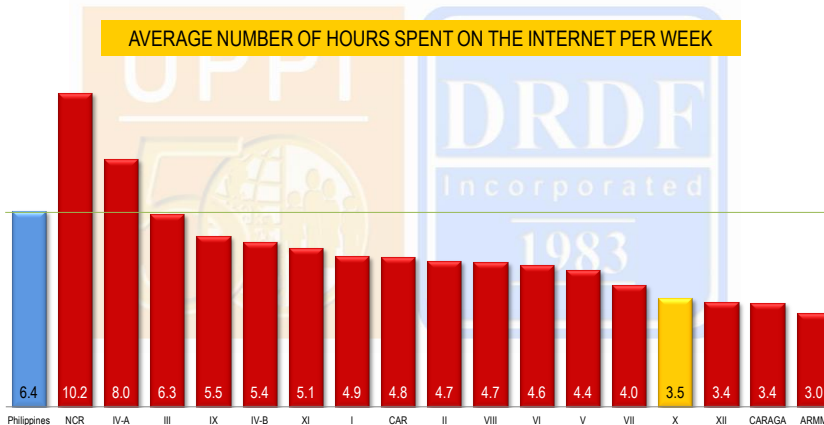
More than 1 out of 2 Region X youth use the internet



#YAFS4

Demographic Research & Development Foundation • University of the Philippines Population Institute

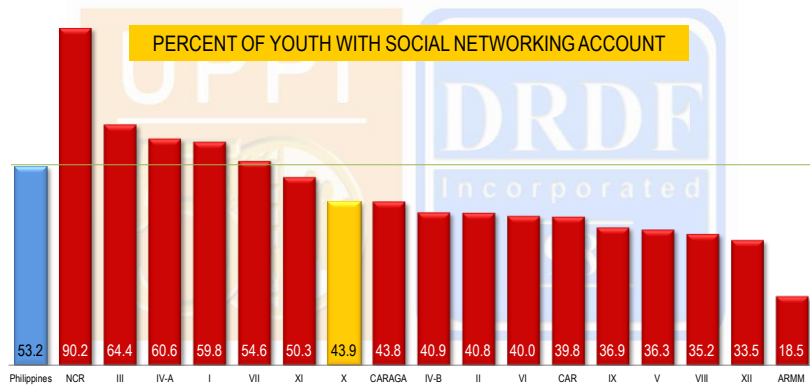
3.5 hours per week are spent online by Region X youth



#YAFS4

Demographic Research & Development Foundation • University of the Philippines Population Institute

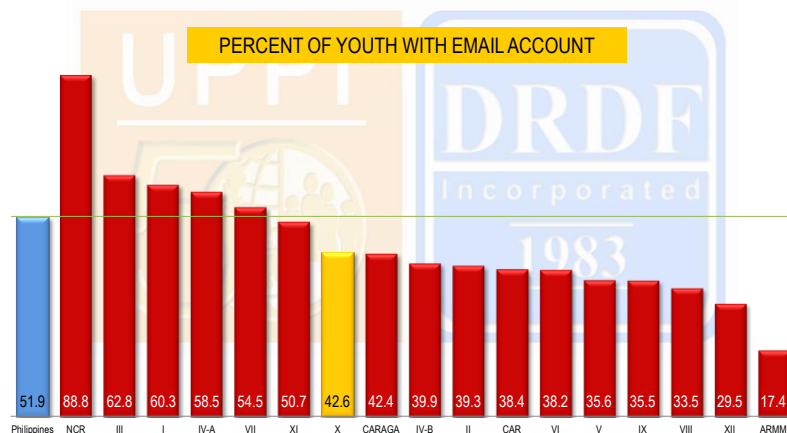
More than 2 out of 5 Region X youth have a social networking account



#YAFS4

Demographic Research & Development Foundation • University of the Philippines Population Institute

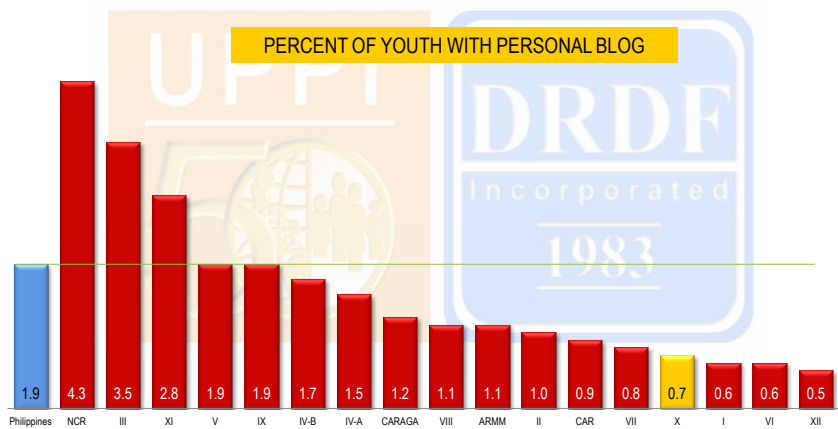
More than 2 out of 5 youth have an e-mail account



#YAFS4

Demographic Research & Development Foundation • University of the Philippines Population Institute

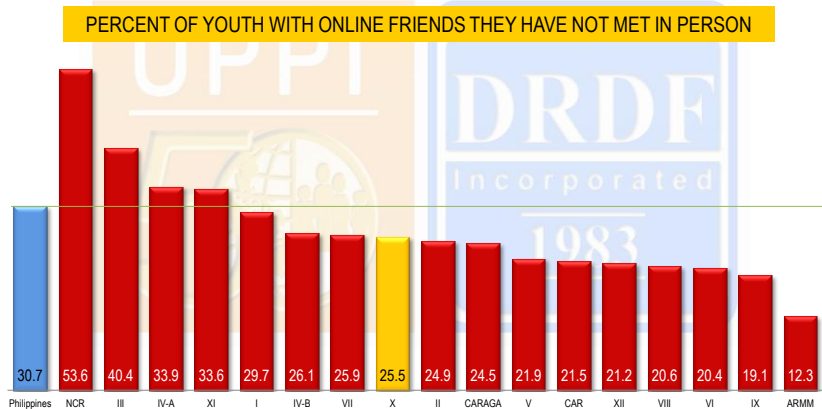
Personal blogging is not popular among the youth



#YAFS4

Demographic Research & Development Foundation • University of the Philippines Population Institute

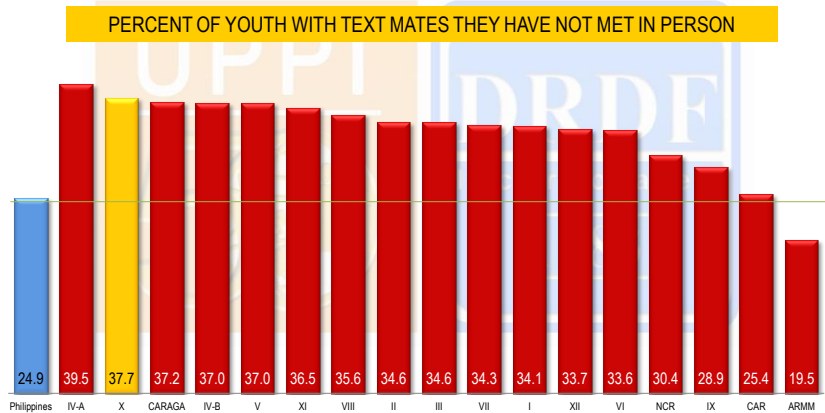
1 in 4 Region X youth has online friends he/she has not met in person



#YAFS4

Demographic Research & Development Foundation • University of the Philippines Population Institute

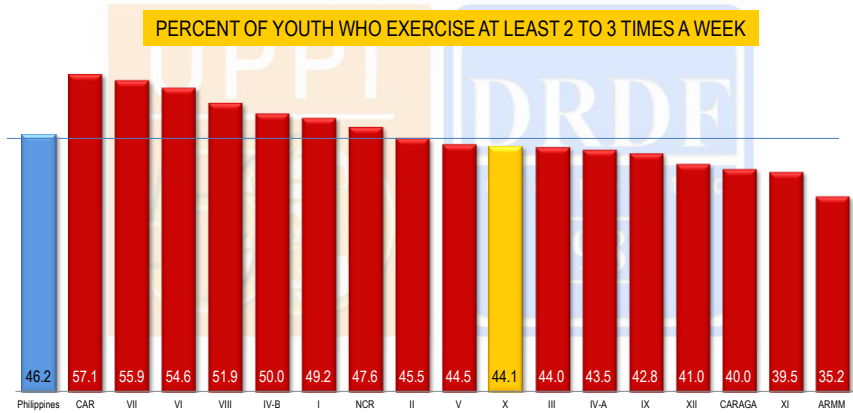
More than 1 in 3 Region X youth have textmates they have not met in person



#YAFS4

Demographic Research & Development Foundation • University of the Philippines Population Institute

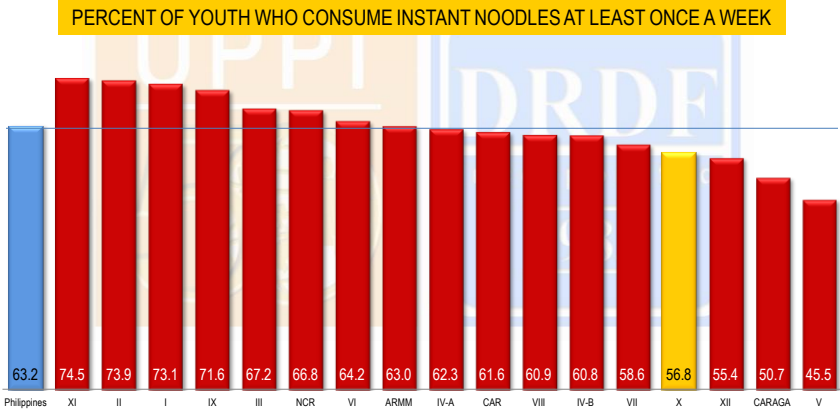
More than 2 in 5 Region X youth exercise at least 2 to 3 times a week



#YAFS4

Demographic Research & Development Foundation • University of the Philippines Population Institute

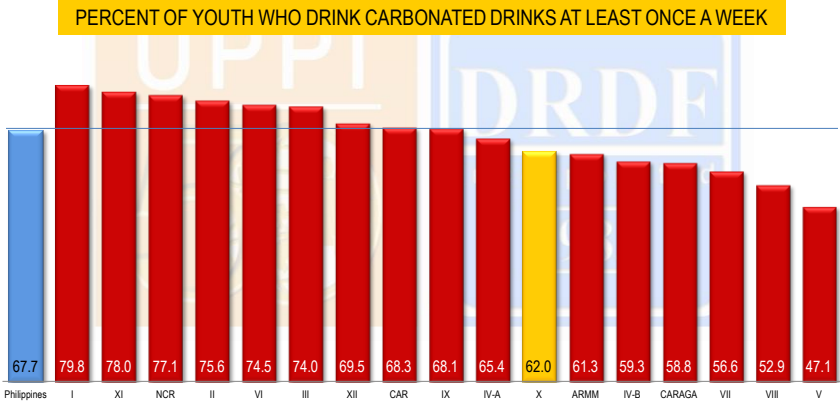
More than half of Region X youth consume instant noodles weekly



#YAFS4

Demographic Research & Development Foundation • University of the Philippines Population Institute

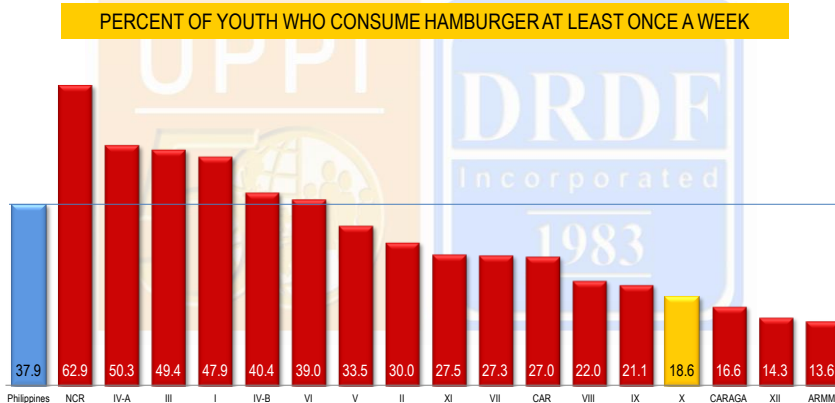
More than 6 in 10 youth drink carbonated drinks at least once a week



#YAFS4

Demographic Research & Development Foundation • University of the Philippines Population Institute

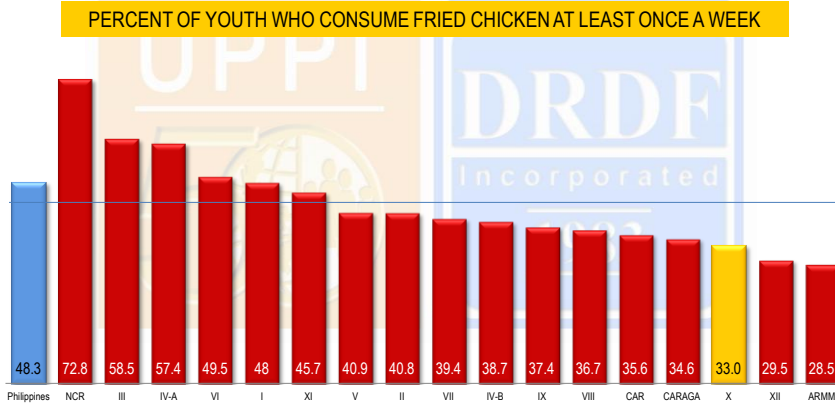
18 in 100 eat hamburger at least once a week



#YAFS4

Demographic Research & Development Foundation • University of the Philippines Population Institute

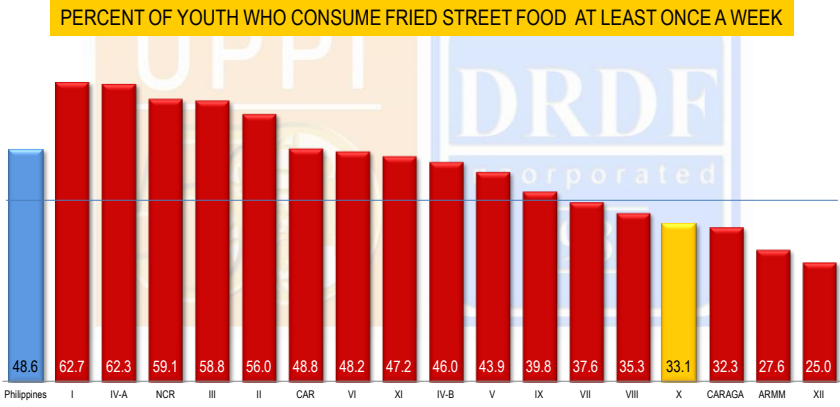
1 in 3 Region X youth eats fried chicken at least once a week



#YAFS4

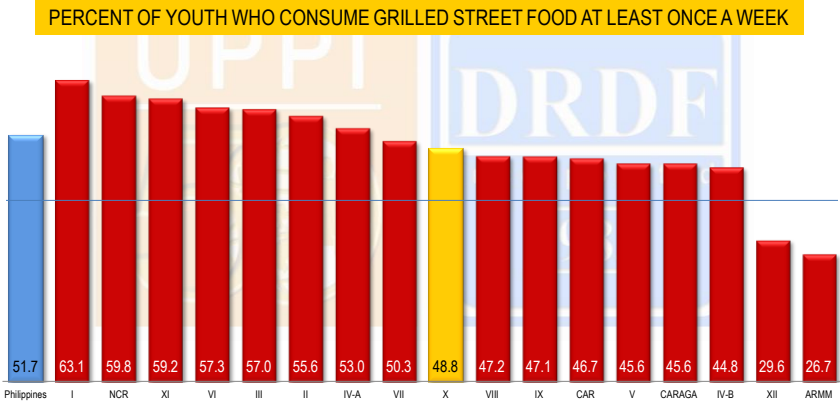
Demographic Research & Development Foundation • University of the Philippines Population Institute

1 in 3 youth eats fried street food at least once a week



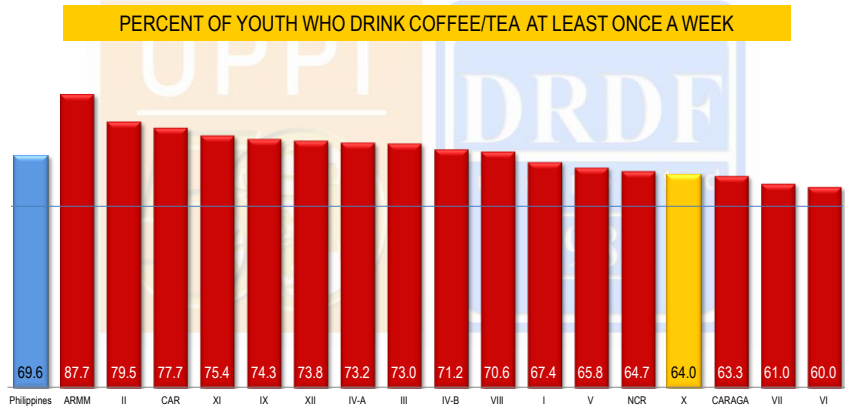
Demographic Research & Development Foundation • University of the Philippines Population Institute **#YAFS4**

Almost half of Region X youth consume grilled street food at least once a week



Demographic Research & Development Foundation • University of the Philippines Population Institute **#YAFS4**

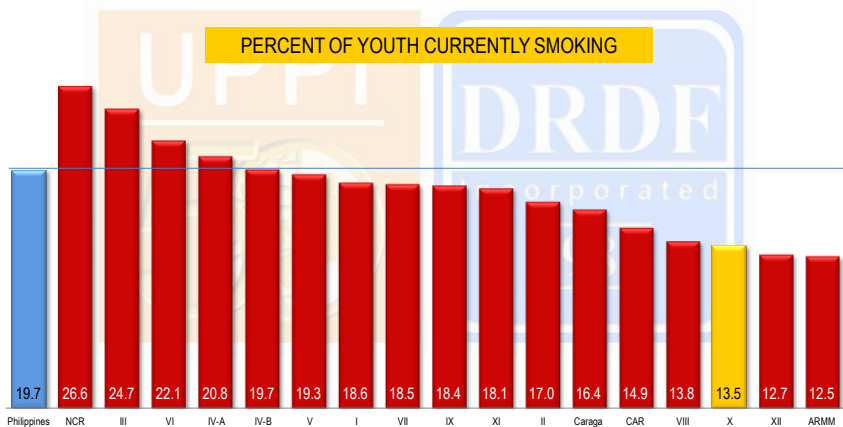
More than 3 in 5 Region X youth drink coffee/tea at least once a week



Demographic Research & Development Foundation • University of the Philippines Population Institute **#YAFS4**

#BisyoAtbp
NONSEXUAL RISK BEHAVIOR

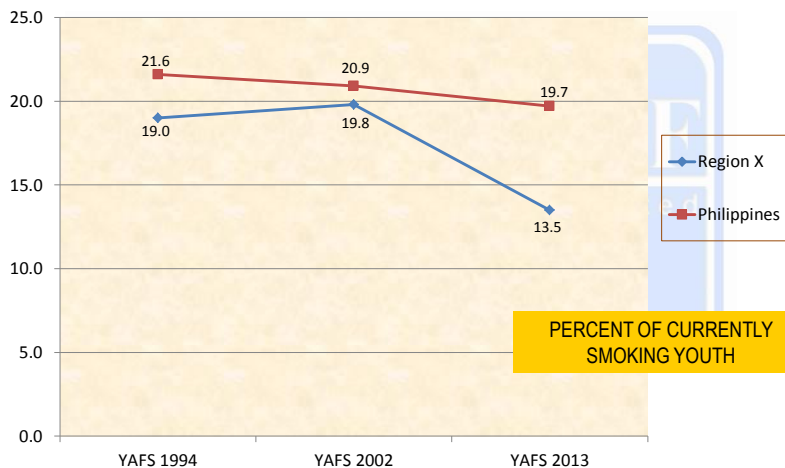
Proportion of Region X youth who are currently smoking is the 3rd lowest in the country



#YAFS4

Demographic Research & Development Foundation • University of the Philippines Population Institute

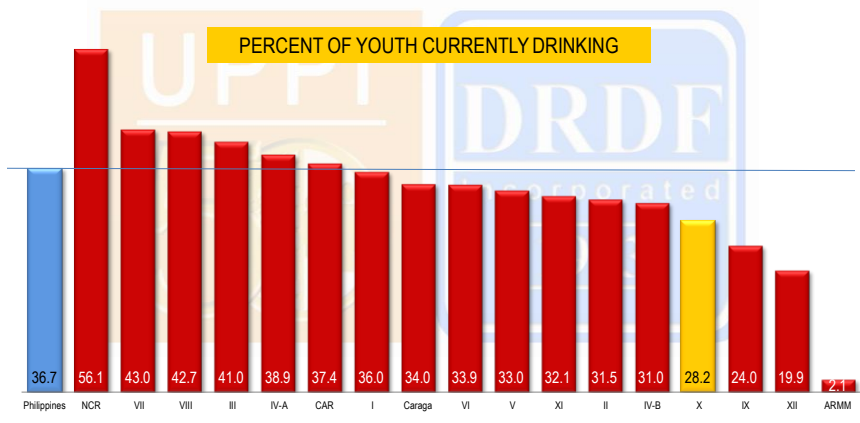
The proportion currently smoking is sharply declining



#YAFS4

Demographic Research & Development Foundation • University of the Philippines Population Institute

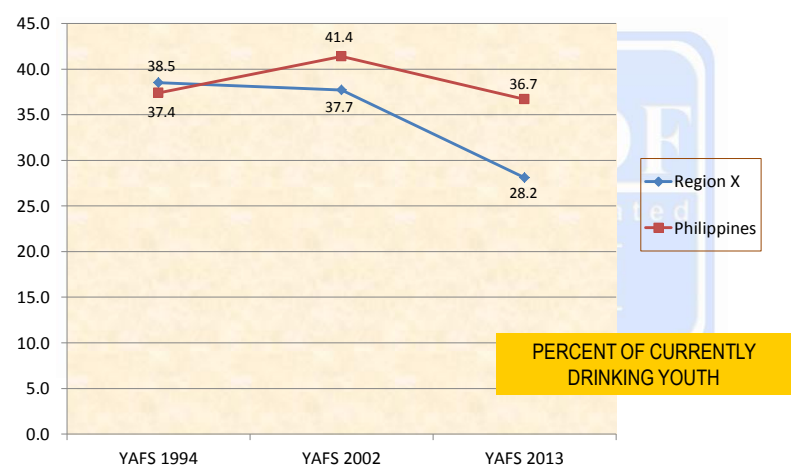
Proportion currently drinking is the 4th lowest in the country



#YAFS4

Demographic Research & Development Foundation • University of the Philippines Population Institute

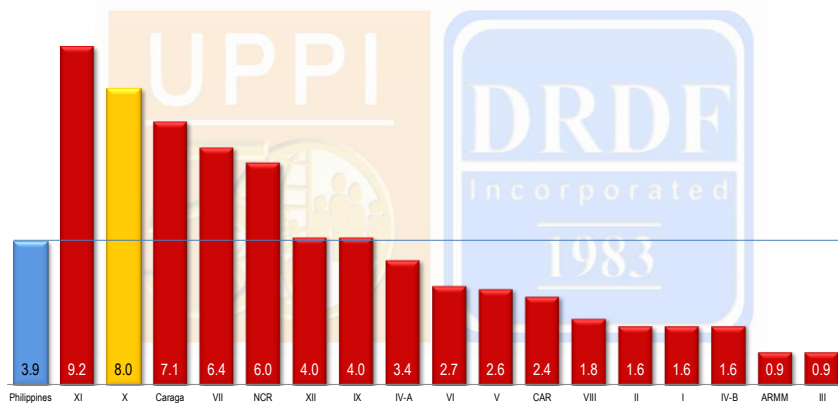
Proportion of youth who are currently drinking is also declining



#YAFS4

Demographic Research & Development Foundation • University of the Philippines Population Institute

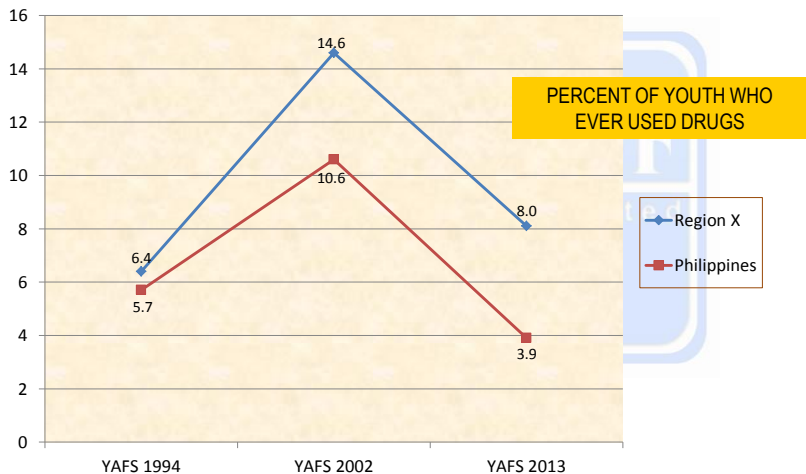
Region X has the 2nd biggest proportion of youth who have ever used drugs



#YAFS4

Demographic Research & Development Foundation • University of the Philippines Population Institute

High albeit declining proportion of Region X youth who ever used drugs



#YAFS4

Demographic Research & Development Foundation • University of the Philippines Population Institute

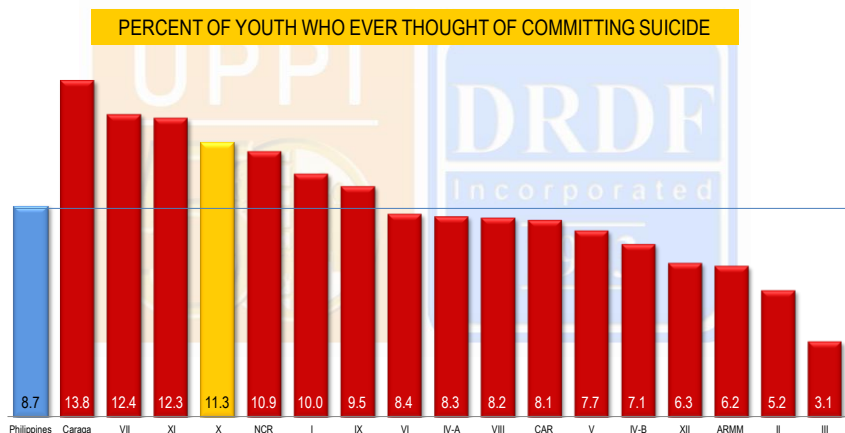
Between 2002 and 2013, the proportion of youth who ever thought of committing **suicide declined**



#YAFS4

Demographic Research & Development Foundation • University of the Philippines Population Institute

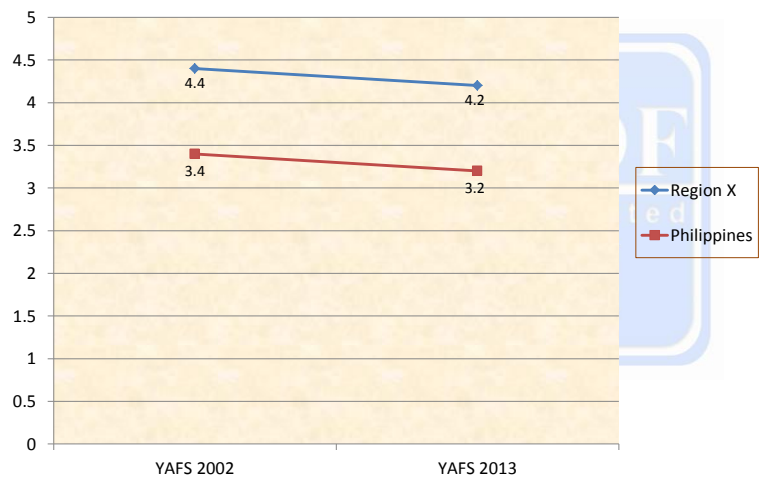
Still, 11 in 100 Region X youth have thought of committing suicide



#YAFS4

Demographic Research & Development Foundation • University of the Philippines Population Institute

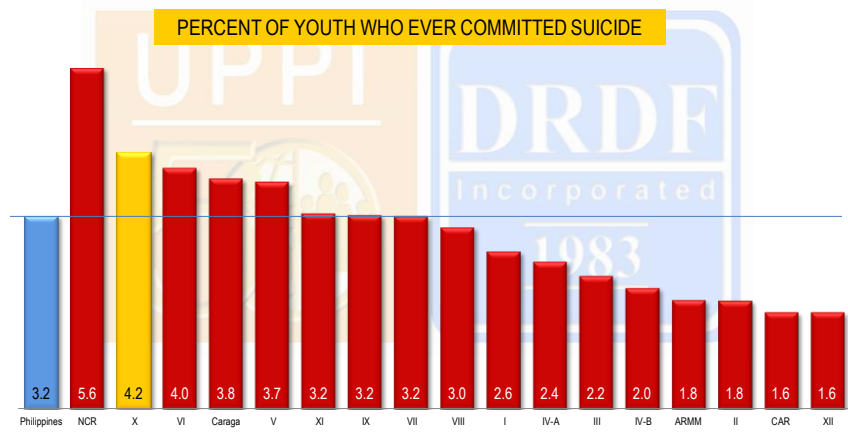
Percent who attempted to commit suicide in the past decade declined



#YAFS4

Demographic Research & Development Foundation • University of the Philippines Population Institute

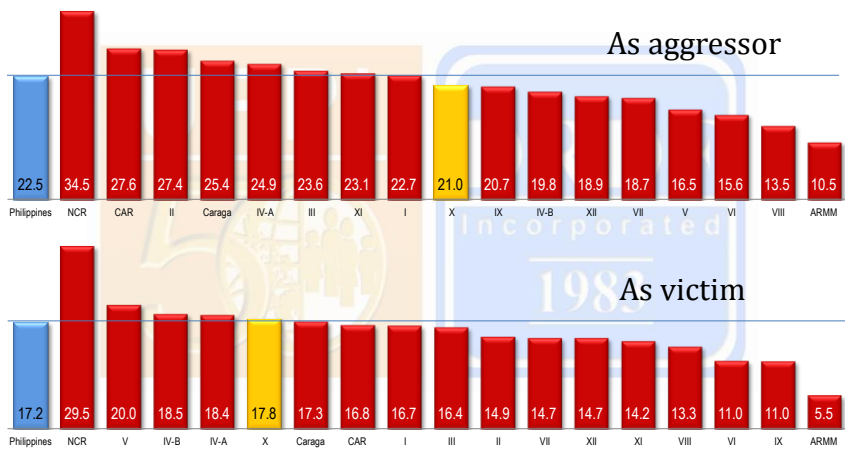
... but Region X has the 2nd biggest proportion of youth who ever committed suicide



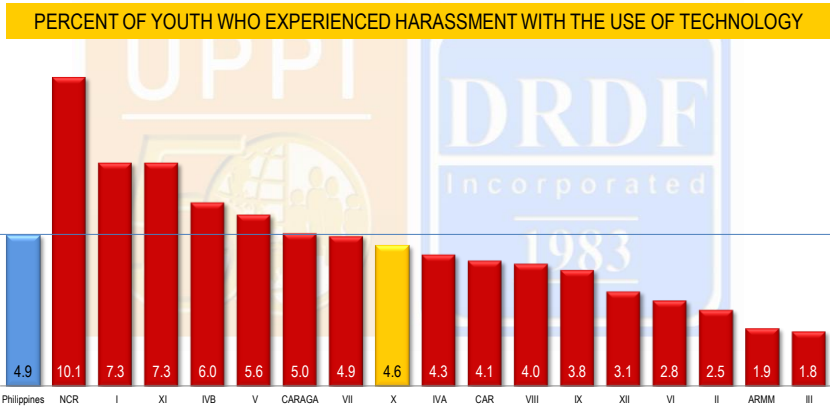
#YAFS4

Demographic Research & Development Foundation • University of the Philippines Population Institute

1 in 5 Region X youth has been an aggressor of violence; proportion of victims is lower



4 in 100 youth in Region X experienced harassment using technology



SUMMARY

- Profile of Region X youth:
 - Average education profile registering 39.3% of youth who are studying and 17.8% of youth who have at least some college education;
 - Has the lowest % of working youth (17.5) and the 3rd biggest % of unemployed youth (9.3)
 - % of currently living-in youth exceeds that of formally married youth

#YAFS4

Demographic Research & Development Foundation • University of the Philippines Population Institute

SUMMARY

- Media exposure of Region X youth:
 - High use of new information technology
 - Internet use is prominent among the youth:
 - Internet use (55%)
 - Duration of internet use (3.5hours/week vs. 6.4 at the national level)
 - With a social media account (43.9%)
 - With an email account (42.6%)
 - With online friends who they have not met personally (25.5%)
 - 37.7% have textmates they have not met in person

#YAFS4

Demographic Research & Development Foundation • University of the Philippines Population Institute

SUMMARY

- Non-sexual risk behaviors of Region X youth:
 - Decreasing % of currently smoking, currently drinking, and drug-using youth in the past decade, resembling the national trend
 - % who are smoking and drinking are below the national average:
 - Currently smoking (13.5%)
 - currently drinking (28.2%)But % who ever used drugs is the 2nd biggest in the country
 - Ever used drugs (8%)
 - Proportion of youth who ever thought of committing suicide: 11.3% (vs. 8.7 at the national level)
 - 4.2% of youth ever attempted suicide, the 2nd highest in the country

#YAFS4

Demographic Research & Development Foundation • University of the Philippines Population Institute



Young Adult Fertility & Sexuality Study (YAFS4)



www.drdf.org.ph
yafs4@drdf.org.ph
www.facebook.com/yafs4